



Changing Institutions: International Student Responsibilities

International students are required to notify Immigration, Refugees and Citizenship Canada (IRCC) when they transfer institutions. The following instructions are from the IRCC website:

<https://www.canada.ca/en/immigration-refugees-citizenship/services/study-canada/change-schools/account.html>

Note: VCC's DLI# O19279717512 (starts with the letter 'O' followed by numbers)

Questions? Contact IRCC directly by telephone 1-888-242-2100
Monday to Friday, 8 a.m. to 4 p.m. (your local time)
Not available on statutory holidays

*Have your 8 digit Client ID/UCI # ready (located on your Study Permit)

Change your institution in your IRCC Secure Account

Before you change your school or program, you must meet all the conditions of your study permit. Please review [IRCC's website](#) for more information.

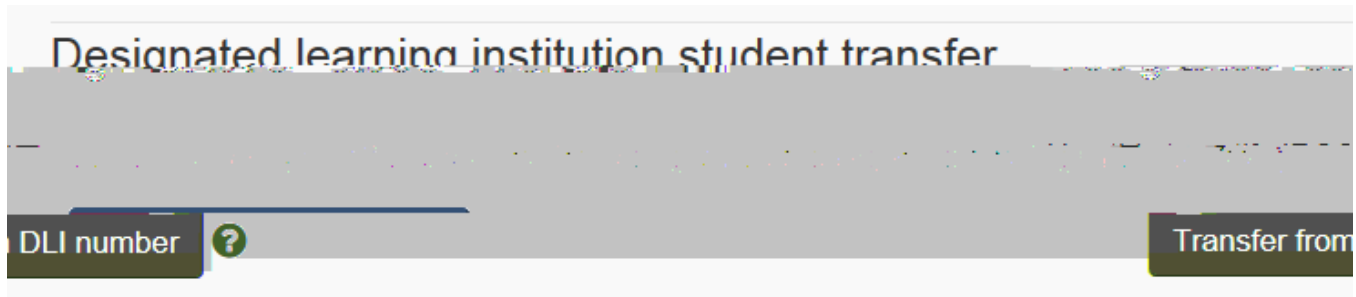
The steps below explain exactly how to nototo (to)n /H2 <</MCID 29 >>BDC /C2_0 1 Tf 10.02 0 0 10.02



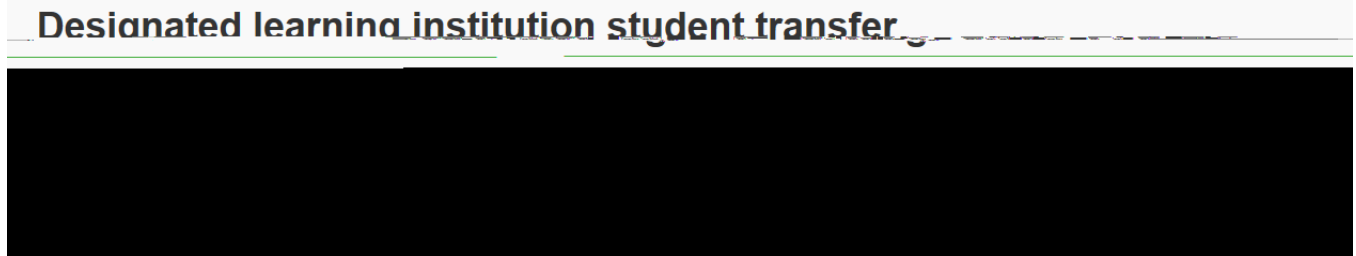
Change DLIs

Follow these steps to change your school:

1. Sign in to [your account](#)
2. Click **Transfer** from **DLI number** under the section *Designated Learning Institution Student Transfer*.

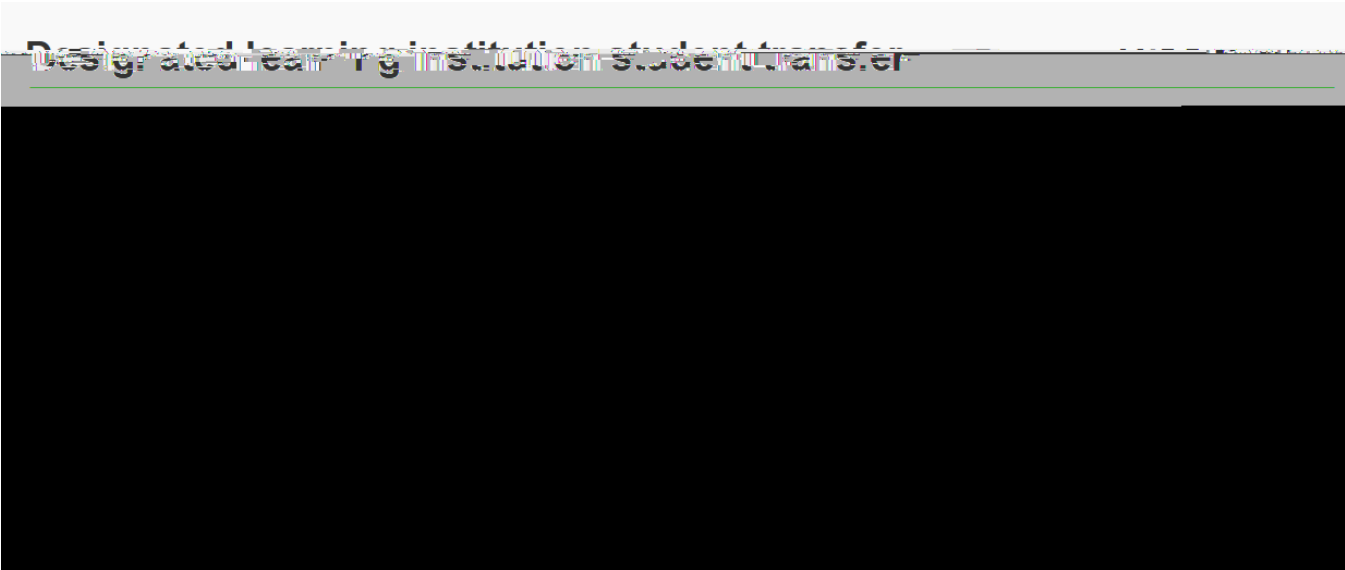


3. Enter your study permit application number and click **Search for my application**



4. Enter more details about your original study permit application, if required. This information will help us identify your application.






6. Review the details of your transfer. If all the information is correct, [Click Confirm Transfer](#)

Your application details have been verified. Please provide the details below in order to transfer to another Designated Learning Institution.

Application Number



7. Read the confirmation that your request is complete. This confirms that you've notified us that you've changed postsecondary schools. [Click Go to main account page](#) to return to your account. You can now sign out.

