

# Summary of Survey Results: 2019-2023

Trades Training Type:

Applied filters:

Cohort	67
Respondents	34
Response Rate	51%

## Description of Survey Respondents


### Demographics

Gender	Age at the Time of the Survey
Aboriginal Identity	Median Age <b>29</b>

### About the Respondents

	<b>3%</b> took Adult Basic Education courses during or prior to their trade training program	<b>0%</b> took English as a Second Language r214 1
--	---	---

### Region respondents were living in at the time of the survey



# Summary of Survey Results: 2019-2023

Applied filters:

Cohort  
Respondents  
Response Rate



In the labour force  
**100%**

Employment rate  
**100%**

Unemployment rate  
**0.0%**

The "Employment rate" is the number employed as a percentage of all respondents.  
The "Unemployment rate" is the number of unemployed as a percentage of respondents in the labour force.

n = 34






[Empty box]

Hourly Wage  
(median, main job)

Hours Worked  
(median, main job)

S

Hourly Wage Group (main job)





# Summary of Survey Results: 2019-2023

Trades Training Type:

Applied filters:

Cohort  
Respondents  
Response Rate



Satisfaction with PostSecondary

Not  
applicable

Percentages are based on those who gave a valid rating, excluding those who said not applicable.

# Summary of Survey Results: 2019-2023

Applied filters:

Cohort  
Respondents  
Response Rate






--	--	--



--

hada job in their trade job	

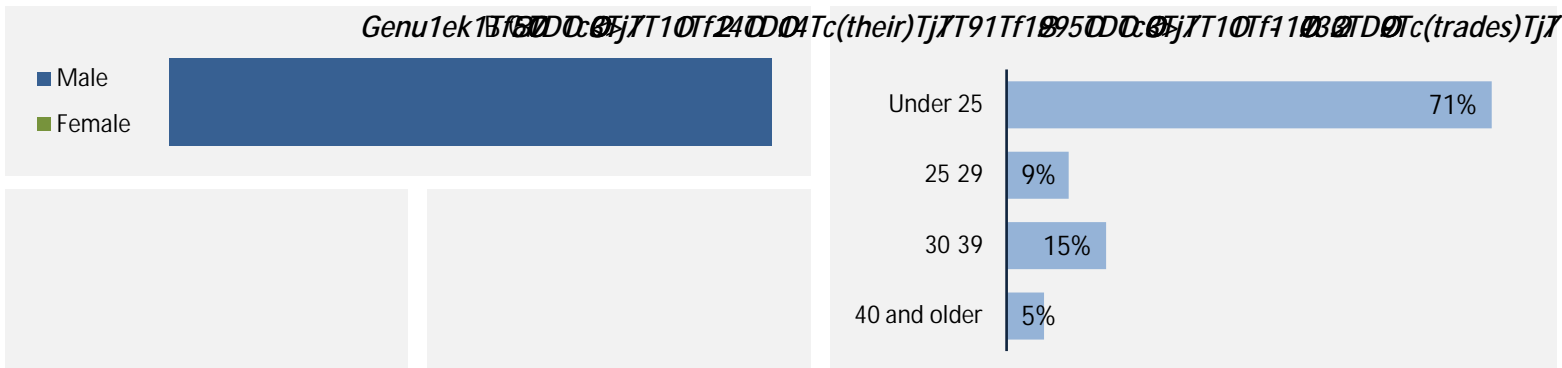
# Summary of Survey Results: 2019-2023

Applied filters:


- Mainland/Southwest
- Interior/Kootenays
- Vancouver Island/Coast
- Northern B.C.
- Unknown

Cohort  
Respondents  
Response Rate

Rest of Canada



Region respondents were living in at the time of the survey



# Summary of Survey Results: 2019-2023

## Applied filters:

CPC: VCC: Automotive Service Technician Apprenticeship Level 1;

Cohort	141
Respondents	55
Response Rate	39%

## Employment Outcomes

*In the labour force*

96%

*Employment rate*

89%

*Unemployment rate*

7.8%

The "Employment rate" is the number employed as a percentage of all respondents.

The "Unemployment rate" is the number of unemployed as a percentage of respondents in the labour force.

*Hourly Wage  
(median, main job)*

*Hours Worked  
(median, main job)*

*Skills and Knowledge Gained  
Useful in Performing Job*

*Hourly Wage Group (main job)*

7321: Automotive service technicians, truck

4%

# Summary of Survey Results: 2019-2023

## Trades Training Type:

*Progressive apprenticeship, Traditional apprenticeship, Trades foundation, and Trades related vocational programs*

### Applied filters:

CPC: VCC: Automotive Service Technician Apprenticeship Level 1;

Cohort	141
Respondents	55
Response Rate	39%

## Skill Development and Post-Secondary Experience

# 96%

said they were very satisfied or satisfied with the education they received.

### Skill Development

Not applicable

13%

9%

4%

7%

0%

2%

0%


5%

2%

Percentages are based on those who gave a valid rating, excluding those who said not applicable.

### Satisfaction with Post Secondary Experience

Not applicable



Percentages are based on those who gave a valid rating, excluding those who said not applicable.

# !pa, A'VHvc ]

# Summary of Survey Results: 2019-2023

Trades Training Type:

*Progressive apprenticeship, Traditional apprenticeship*

Applied filters:

CPC: VCC: Automotive Service Technician Apprenticeship Level 1;

Cohort	141
Respondents	55
Response Rate	39%

## Apprenticeship programs

### In School Experiences

98%

*said the knowledge and skills  
gained in their program were useful  
in preparing to write the Certificate  
of Qualification or Red Seal  
certification exams*

*said they were very satisfied or satisfied*

### Employment After Leaving School

83%

*of employed respondents found a job in their trade,  
including those who had a job to return to after their training*

72%

*had a job in their trade  
to return to after their training*

*Time it Took to Find Job in Their Trade  
(including those who had a job to return to)*

64%

*were still working  
for the same employer*

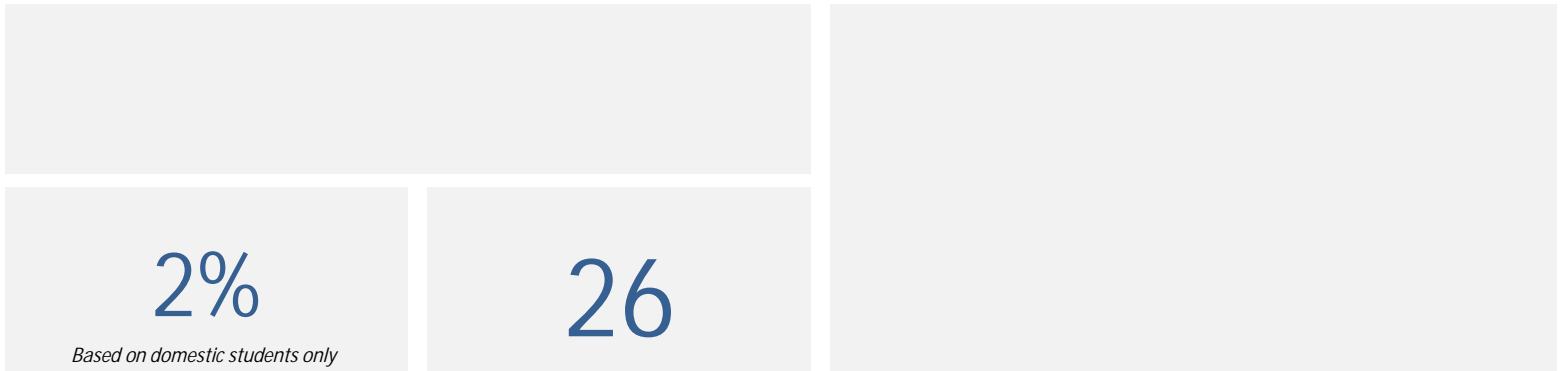


*Progressive apprenticeship, Traditional apprenticeship, Trades foundation, and Trades related vocational programs*

CPC: VCC: Automotive Service Technician Apprenticeship Level 2;

97  
53  
55%

## Description of Survey Respondents



2%

*Based on domestic students only*

26

## About the Respondents

9%


*relocated from their hometown to attend program*

8%

*took **Adult Basic Education** courses during or prior to their trades training program*

6%

*took **English as a Second Language** courses during or prior to their trades training program*



## Section 1

Placeholder 1	Placeholder 2	Placeholder 3
---------------	---------------	---------------

Placeholder 4

## Section 2

Placeholder 5	Placeholder 6	Placeholder 7
---------------	---------------	---------------

Placeholder 8	Placeholder 9
---------------	---------------

# Summary of Survey Results: 2019-2023

## Trades Training Type:

*Progressive apprenticeship, Traditional apprenticeship, Trades foundation, and Trades related vocational programs*

### Applied filters:

*CPC: VCC: Automotive Service Technician Apprenticeship Level 2;*

Cohort	97
Respondents	53
Response Rate	55%

## Skill Development and Post-Secondary Experience

# 98%

said they were very satisfied or satisfied with the education they received.

### Skill Development

Not applicable

23%

17%

6%

6%

2%

0%

2%


15%

0%





Percentages are based on those who gave a valid rating, excluding those who said not applicable.

### Satisfaction with Post Secondary Experience

Not applicable



Percentages are based on those who gave a valid rating, excluding those who said not applicable.



# Summary of Survey Results: 2019-2023

## Trades Training Type:

*Progressive apprenticeship, Traditional apprenticeship, Trades foundation, and Trades related vocational programs*

### Applied filters:

CPC: VCC: Automotive Service Technician Apprenticeship Level 3;

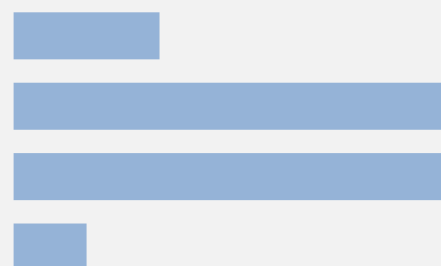
Cohort	56
Respondents	30
Response Rate	54%

## Description of Survey Respondents

### Demographics

#### Gender

#### Age at the Time of the Survey



#### Aboriginal Identity

11%

*Based on domestic students only*

#### Median Age

29

### About the Respondents

21%

*relocated from their hometown to attend program*


7%

*took **Adult Basic Education** courses during or prior to their trades training program*

4%

*took **English as a Second Language** courses during or prior to their trades training program*

### Region respondents were living in at the time of the survey





# Summary of Survey Results: 2019-2023

Trades Training Type:

Applied filters:

Cohort  
Respondents  
Response Rate

93%

said they were very satisfied or satisfied with the education they received.

## Skill Development

Not  
applicable

3%

7%

0%

0%

0%

13%

Percentages are based on those who gave a valid rating, excluding those who said not applicable.

## Satisfaction with Post Secondary Experience

Not  
applicable

Percentages are based on those who gave a valid rating, excluding those who said not applicable.

# Summary of Survey Results: 2019-2023

Trades Training Type:

*Progressive apprenticeship, Traditional apprenticeship*

Applied filters:

CPC: VCC: Automotive Service Technician Apprenticeship Level 3;

Cohort	56
Respondents	30
Response Rate	54%

## Apprenticeship programs

### In School Experiences

90%

*said the knowledge and skills gained in their program were useful in preparing to write the Certificate of Qualification or Red Seal certification exams*

i trade

*said they were very satisfied or satisfied with their workplace Au the training*

### Employment After Leaving School

100%

*of employed respondents found a job in their trade, including those who had a job to return to after their training*

97%

*had a job in their trade to return to after their training*

*Time it Took to Find Job in Their Trade (including those who had a job to return to)*

90%

*were still working for the same employer*